



Madison County, New York

Cancer Burden Profile, 2008

In 2008, the American Cancer Society estimates*:

1,437,180 new cancer cases will be diagnosed in the U.S. - including **97,130** in New York
 565,650 cancer deaths will occur in the U.S. - including **34,870** in New York

For Madison County residents:

- > **7** individuals are diagnosed with cancer *each week*
- > **3** individuals die from cancer *each week*

The Burden in Madison County:

Annual incidence rates have **increased**:

> There were an average of 477.4 cases per 100,000 people per year in 1991-1995. This rate was 511.5 for 2001-2005.

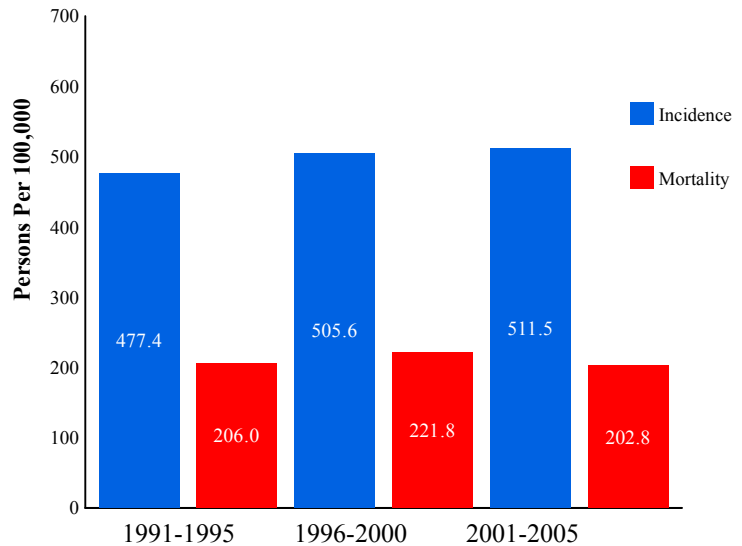
> The annual incidence rate has **increased** 7.1% since 1991-1995.

Annual mortality rates have **decreased**:

> There were an average of 206.0 deaths per 100,000 people per year in 1991-1995. This rate was 202.8 for 2001-2005.

> The annual mortality rate has **decreased** 1.6% since 1991-1995.

Incidence & Mortality Rates, 1991-2005



Note: Rates are per 100,000, age-adjusted to the 2000 US Standard Population

Source: NYS DOH, State Cancer Registry, 2008

Four cancer sites represent **56.6%** of all new cancer cases and **53.6%** of all new cancer deaths in Madison County**:

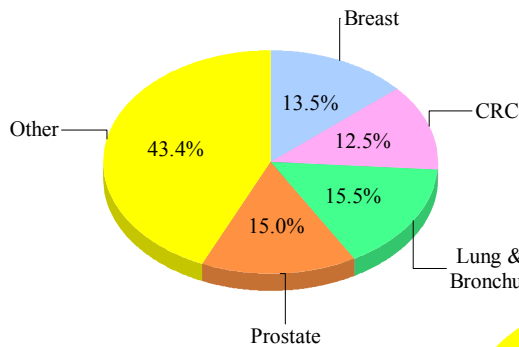
Lung & bronchus cancers account for **15.5%** of all cancer cases and **28.1%** of all cancer deaths. This disproportionate mortality highlights the crucial need for prevention & cessation of tobacco use.

Prostate cancer accounts for **15.0%** of all cancer cases and **4.8%** of all cancer deaths.

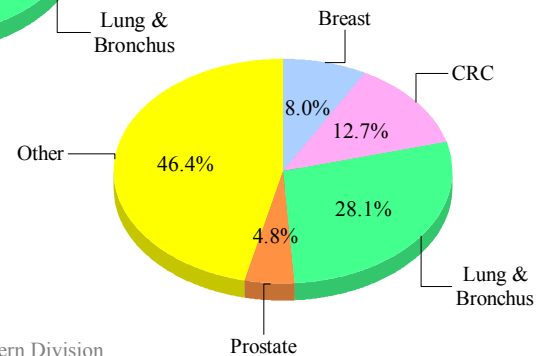
Female breast cancer accounts for **13.5%** of all cancer cases and **8.0%** of all cancer deaths.

Colorectal cancer accounts for **12.5%** of all cancer cases and **12.7%** of all cancer deaths. This reflects the lower screening & early detection rates for this cancer.

Percent of All Cases



Percent of All Deaths



* American Cancer Society, Cancer Facts & Figures, 2008

** Estimate based on average annual cases and deaths 2001-2005 NYS DOH, State Cancer Registry, 2008

Madison County Demographics		
	Madison	NYS excl. NYC
Total Population (2007)	70,497	11,132,729
Population Density (people / sq. mile. 2007)	107	237
Percent Population Age 65+ (2007)	13.2%	14.0%
Percent Population in Poverty (2005)	11.3%	13.9% (NYS)
Median Household Income (2007)	\$45,814	\$57,671
Less than H.S. Diploma (% of 25+ pop., 2007)	12.5%	10.8%

Source: U.S. Census Bureau, Thomson Healthcare-Medstat, 2008

Madison County Cases & Deaths Per Year 2001-2005				
Cancer Site	Cases		Deaths	
	Male	Female	Male	Female
All Sites	194	178	75	71
Colorectal	23	24	9	10
Lung & Bronchus	32	26	23	18
Female Breast	n/a	50	n/a	12
Prostate	56	n/a	7	n/a


Source: NYS DOH, State Cancer Registry, 2008

Madison County Average Annual Incidence & Mortality Rates, 2001-2005*					
All Cancers (All malignant cancers)				Lung & Bronchus	
	Incidence Rates		Mortality Rates		
	Male	Female	Male	Female	
NYS excl. NYC	594.3	453.8	227.6	165.9	
Madison	589.0	457.8	245.9	175.9	
Colorectal				Prostate	
	Incidence Rates		Mortality Rates		
	Male	Female	Male	Female	
NYS excl. NYC	64.5	48.6	23.1	16.6	
Madison	74.7	58.4	30.5	22.5	
Female Breast				Melanoma of the Skin	
	Incidence Rates		Mortality Rates		
	Male	Female	Male	Female	
NYS excl. NYC	n/a	134.0	n/a	25.5	
Madison	n/a	129.6	n/a	29.0	

* Rates are per 100,000 persons age-adjusted to the 2000 U.S. standard population.
 # Rate is suppressed when fewer than 5 cases or deaths to ensure statistical reliability
 Source: NYS DOH, State Cancer Registry, 2008

Local American Cancer Society Office

6725 Lyons St.
 E. Syracuse, NY 13057
 Phone 1-800-ACS-2345 or www.cancer.org



Madison County Percent of Cases Detected at Early Stage, 2001-2005		
The best survival rates occur for those who are diagnosed with early stage disease.		
Cancer Site	Madison County	NYS excl. NYC
Colorectal-Male	48.1%	44.2%
Colorectal-Female	51.4%	42.1%
Female Breast	66.8%	65.3%
Prostate	88.1%	87.8%

Source: NYS DOH, State Cancer Registry, 2008