



Herkimer County, New York

Cancer Burden Profile, 2008

In 2008, the American Cancer Society estimates*:

1,437,180 new cancer cases will be diagnosed in the U.S. - including **97,130** in New York
 565,650 cancer deaths will occur in the U.S. - including **34,870** in New York

For Herkimer County residents:

- > **8** individuals are diagnosed with cancer *each week*
- > **3** individuals die from cancer *each week*

The Burden in Herkimer County:

Annual incidence rates have **increased**:

> There were an average of 442.9 cases per 100,000 people per year in 1991-1995. This rate was 496.5 for 2001-2005.

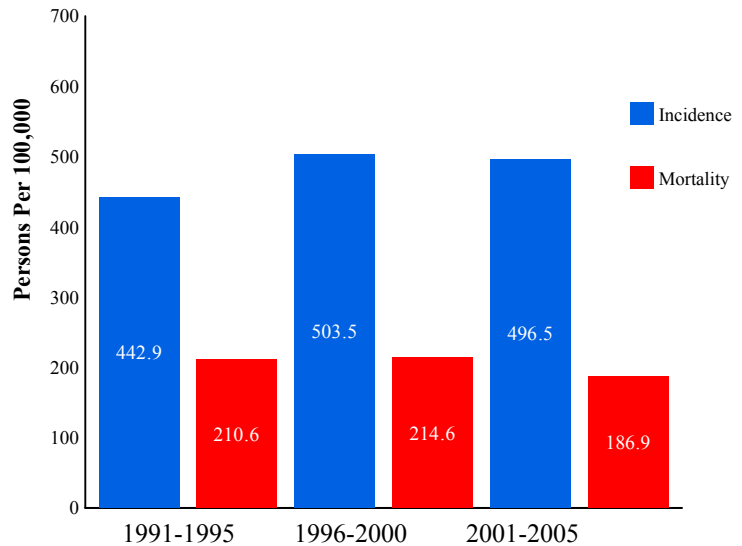
> The annual incidence rate has **increased** 12.1% since 1991-1995.

Annual mortality rates have **decreased**:

> There were an average of 210.6 deaths per 100,000 people per year in 1991-1995. This rate was 186.9 for 2001-2005.

> The annual mortality rate has **decreased** 11.3% since 1991-1995.

Incidence & Mortality Rates, 1991-2005



Note: Rates are per 100,000, age-adjusted to the 2000 US Standard Population

Source: NYS DOH, State Cancer Registry, 2008

Four cancer sites represent **54.4%** of all new cancer cases and **50.3%** of all new cancer deaths in Herkimer County**:

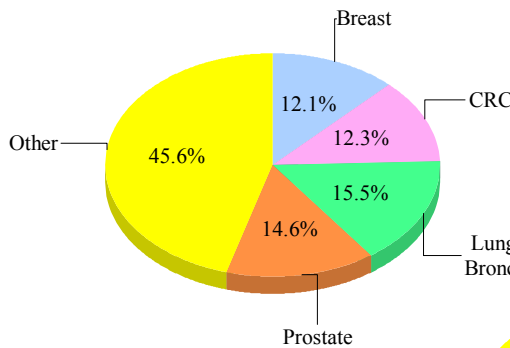
Lung & bronchus cancers account for **15.5%** of all cancer cases and **30.4%** of all cancer deaths. This disproportionate mortality highlights the crucial need for prevention & cessation of tobacco use.

Prostate cancer accounts for **14.6%** of all cancer cases and **5.8%** of all cancer deaths.

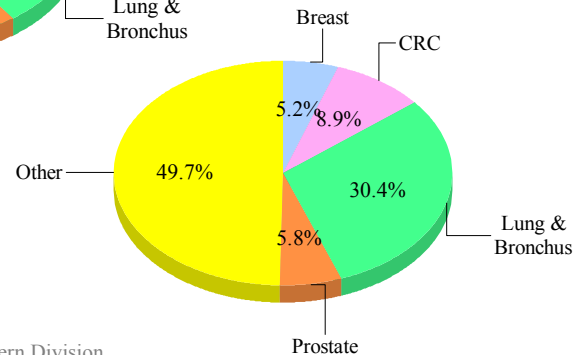
Female breast cancer accounts for **12.1%** of all cancer cases and **5.2%** of all cancer deaths.

Colorectal cancer accounts for **12.3%** of all cancer cases and **8.9%** of all cancer deaths. This reflects the lower screening & early detection rates for this cancer.

Percent of All Cases



Percent of All Deaths



* American Cancer Society, Cancer Facts & Figures, 2008

** Estimate based on average annual cases and deaths 2001-2005 NYS DOH, State Cancer Registry, 2008

NY State Cancer Plan:

<http://www.nyscancerconsortium.org/>

Herkimer County Demographics		
	Herkimer	NYS excl. NYC
Total Population (2007)	63,729	11,132,729
Population Density (people / sq. mile. 2007)	45	237
Percent Population Age 65+ (2007)	16.5%	14.0%
Percent Population in Poverty (2005)	12.7%	13.9% (NYS)
Median Household Income (2007)	\$38,681	\$57,671
Less than H.S. Diploma (% of 25+ pop., 2007)	15.3%	10.8%

Source: U.S. Census Bureau, Thomson Healthcare-Medstat, 2008

Herkimer County Cases & Deaths Per Year 2001-2005				
Cancer Site	Cases		Deaths	
	Male	Female	Male	Female
All Sites	207	184	76	79
Colorectal	24	24	7	7
Lung & Bronchus	32	29	23	24
Female Breast	n/a	47	n/a	8
Prostate	57	n/a	9	n/a


Source: NYS DOH, State Cancer Registry, 2008

Herkimer County Average Annual Incidence & Mortality Rates, 2001-2005*					
All Cancers (All malignant cancers)			Lung & Bronchus		
	Incidence Rates		Mortality Rates		
	Male	Female	Male	Female	
NYS excl. NYC	594.3	453.8	227.6	165.9	
Herkimer	592.4	430.0	216.6	169.5	
Colorectal			Prostate		
	Incidence Rates		Mortality Rates		
	Male	Female	Male	Female	
NYS excl. NYC	64.5	48.6	23.1	16.6	
Herkimer	67.4	51.6	19.2	13.7	
Female Breast			Melanoma of the Skin		
	Incidence Rates		Mortality Rates		
	Male	Female	Male	Female	
NYS excl. NYC	n/a	134.0	n/a	25.5	
Herkimer	n/a	115.7	n/a	18.9	

* Rates are per 100,000 persons age-adjusted to the 2000 U.S. standard population.
 # Rate is suppressed when fewer than 5 cases or deaths to ensure statistical reliability
 Source: NYS DOH, State Cancer Registry, 2008

Local American Cancer Society Office

100 Lomond Ct.
 Utica, NY 13502
 Phone 1-800-ACS-2345 or www.cancer.org



Herkimer County Percent of Cases Detected at Early Stage, 2001-2005		
The best survival rates occur for those who are diagnosed with early stage disease.		
Cancer Site	Herkimer County	NYS excl. NYC
Colorectal-Male	45.3%	44.2%
Colorectal-Female	39.0%	42.1%
Female Breast	60.5%	65.3%
Prostate	87.0%	87.8%

Source: NYS DOH, State Cancer Registry, 2008