



# Herkimer County, New York

## Cancer Burden Profile, 2008

### In 2008, the American Cancer Society estimates\*:

1,437,180 new cancer cases will be diagnosed in the U.S. - including **97,130** in New York  
 565,650 cancer deaths will occur in the U.S. - including **34,870** in New York

#### For Herkimer County residents:

- > **8** individuals are diagnosed with cancer *each week*
- > **3** individuals die from cancer *each week*

#### The Burden in Herkimer County:

##### Annual incidence rates have **increased**:

> There were an average of 442.9 cases per 100,000 people per year in 1991-1995. This rate was 496.5 for 2001-2005.

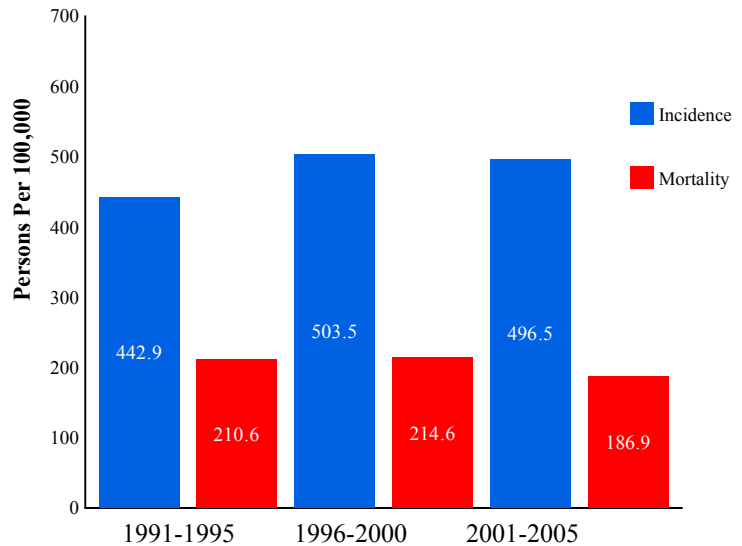
> The annual incidence rate has **increased** 12.1% since 1991-1995.

##### Annual mortality rates have **decreased**:

> There were an average of 210.6 deaths per 100,000 people per year in 1991-1995. This rate was 186.9 for 2001-2005.

> The annual mortality rate has **decreased** 11.3% since 1991-1995.

#### Incidence & Mortality Rates, 1991-2005



Note: Rates are per 100,000, age-adjusted to the 2000 US Standard Population

Source: NYS DOH, State Cancer Registry, 2008

#### Four cancer sites represent **54.4%** of all new cancer cases and **50.3%** of all new cancer deaths in Herkimer County\*\*:

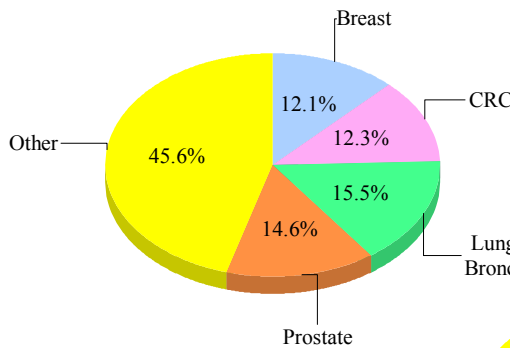
Lung & bronchus cancers account for **15.5%** of all cancer cases and **30.4%** of all cancer deaths. This disproportionate mortality highlights the crucial need for prevention & cessation of tobacco use.

Prostate cancer accounts for **14.6%** of all cancer cases and **5.8%** of all cancer deaths.

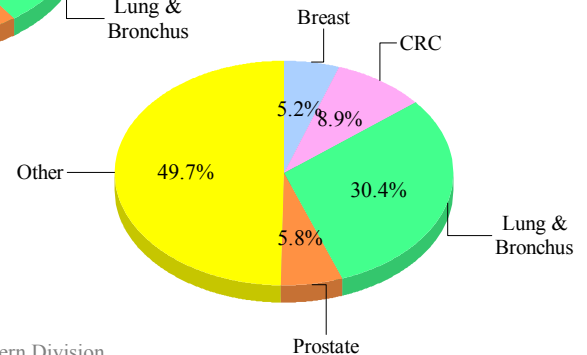
Female breast cancer accounts for **12.1%** of all cancer cases and **5.2%** of all cancer deaths.

Colorectal cancer accounts for **12.3%** of all cancer cases and **8.9%** of all cancer deaths. This reflects the lower screening & early detection rates for this cancer.

#### Percent of All Cases



#### Percent of All Deaths



\* American Cancer Society, Cancer Facts & Figures, 2008

\*\* Estimate based on average annual cases and deaths 2001-2005 NYS DOH, State Cancer Registry, 2008

NY State Cancer Plan:

<http://www.nyscancerconsortium.org/>

Herkimer County Demographics		
	Herkimer	NYS excl. NYC
Total Population (2007)	63,729	11,132,729
Population Density (people / sq. mile. 2007)	45	237
Percent Population Age 65+ (2007)	16.5%	14.0%
Percent Population in Poverty (2005)	12.7%	13.9% (NYS)
Median Household Income (2007)	\$38,681	\$57,671
Less than H.S. Diploma (% of 25+ pop., 2007)	15.3%	10.8%

Source: U.S. Census Bureau, Thomson Healthcare-Medstat, 2008

Herkimer County Cases & Deaths Per Year 2001-2005				
Cancer Site	Cases		Deaths	
	Male	Female	Male	Female
All Sites	207	184	76	79
Colorectal	24	24	7	7
Lung & Bronchus	32	29	23	24
Female Breast	n/a	47	n/a	8
Prostate	57	n/a	9	n/a


Source: NYS DOH, State Cancer Registry, 2008

Herkimer County Average Annual Incidence & Mortality Rates, 2001-2005*					
<b>All Cancers (All malignant cancers)</b>			<b>Lung &amp; Bronchus</b>		
	Incidence Rates		Mortality Rates		
	Male	Female	Male	Female	
NYS excl. NYC	594.3	453.8	227.6	165.9	
Herkimer	592.4	430.0	216.6	169.5	
<b>Colorectal</b>			<b>Prostate</b>		
	Incidence Rates		Mortality Rates		
	Male	Female	Male	Female	
NYS excl. NYC	64.5	48.6	23.1	16.6	
Herkimer	67.4	51.6	19.2	13.7	
<b>Female Breast</b>			<b>Melanoma of the Skin</b>		
	Incidence Rates		Mortality Rates		
	Male	Female	Male	Female	
NYS excl. NYC	n/a	134.0	n/a	25.5	
Herkimer	n/a	115.7	n/a	18.9	

\* Rates are per 100,000 persons age-adjusted to the 2000 U.S. standard population.  
 # Rate is suppressed when fewer than 5 cases or deaths to ensure statistical reliability  
 Source: NYS DOH, State Cancer Registry, 2008

Local American Cancer Society Office

100 Lomond Ct.  
 Utica, NY 13502  
 Phone 1-800-ACS-2345 or www.cancer.org



Herkimer County Percent of Cases Detected at Early Stage, 2001-2005		
The best survival rates occur for those who are diagnosed with early stage disease.		
Cancer Site	Herkimer County	NYS excl. NYC
Colorectal-Male	45.3%	44.2%
Colorectal-Female	39.0%	42.1%
Female Breast	60.5%	65.3%
Prostate	87.0%	87.8%

Source: NYS DOH, State Cancer Registry, 2008